



CHARTERED ACCOUNTANTS

304/305, A-Wing, Winsway Complex, Old Police Lane, Opp. Andheri Rly. Stn.,
Andheri (East), Mumbai - 400 069. • Tel.: 91 - 22 - 2684 8347 / 2682 2238
Telefax : 2682 2238 • Website : www.jmta.co.in • E-mail : contact@jmta.co.in

Independent Auditor's Review Report on Standalone Unaudited Quarterly Financial Results and Year to Date Results of the Company Pursuant to the Regulation 33 of the SEBI (Listing Obligations and Disclosure Requirements) Regulations, 2015 (as amended)

The Board of Directors

ELIXIR CAPITAL LIMITED

We have reviewed the accompanying Statement of unaudited standalone financial results of **ELIXIR CAPITAL LIMITED** ("the Company") for the quarter ended September, 2025 and year to date results for the period from April 1, 2025 to September 30, 2025 ("the Statement"). The Statement has been prepared by the Company pursuant to the requirement of Regulations 33 of the SEBI (Listing Obligations and Disclosure Requirements) Regulations, 2015 ("the Regulations") as amended, ("the Regulations").

This Statement, which is the responsibility of the Company's Management and approved by the Board of Directors, has been prepared in accordance with recognition and measurement principles laid down in Indian Accounting Standard 34 "Interim Financial Reporting" (Ind AS-34), prescribed under section 133 of the Companies Act 2013, and other accounting principles generally accepted in India and in compliance with Regulation 33 of the Listing Regulations. Our responsibility is to issue a report on these financial Statements based on our review.

We conducted our review of the Statement in accordance with the Standard on Review Engagements (SRE) 2410 "Review of Interim Financial Information Performed by the Independent Auditor of the Entity", issued by the Institute of Chartered Accountants of India. This standard requires that we plan and perform the review to obtain moderate assurance as to whether the financial Statements are free of material misstatement. A review is limited primarily to inquiries of company personnel and analytical procedures applied to financial data and thus provides less assurance than an audit. We have not performed an audit and accordingly, we do not express an audit opinion.

Based on our review conducted as above, nothing has come to our attention that causes us to believe that the accompanying Statement of unaudited financial results prepared in accordance with applicable accounting standards and other recognized accounting practices and policies has not disclosed the information required to be disclosed in terms of Regulation 33 of the SEBI (Listing Obligations and Disclosure Requirements) Regulations, 2015 including the manner in which it is to be disclosed, or that it contains any material misstatement

Place:- Mumbai
Date :- November 14, 2025

For JMT & Associates
Chartered Accountants
FRN No. 104167W

SANJAY PICHHOLIA
Partner

Membership No. 122651

UDIN No:- 25122651BMKXUB1513




(All Rs. In lakhs except EPS) PARTICULARS		Standalone					
		3 months ended 30-Sep-25 Unaudited	3 months ended 30-Jun-25 Unaudited	3 months ended 30-Sep-24 Unaudited	Half year ended 30-Sep-25 Unaudited	Half year ended 30-Sep-24 Unaudited	Year ended 31-Mar-25 Audited
1	Income						
a	Income from Operations	0.00	-	-	-	-	-
b	Other Operating Income	74.68	-	74.68	74.68	74.68	74.68
c	Other Income	3.82	3.88	4.37	7.70	8.81	16.85
	Total Income	78.50	3.88	79.05	82.38	83.48	91.53
2	Expenses						
a	Employee Benefits Expenses	1.36	1.48	1.76	2.84	6.77	11.45
b	Depreciation & Amortisation	0.00	-	-	-	-	-
c	Communication & Exchange Connectivity Expenses	0.06	0.03	0.05	0.09	0.10	0.13
d	Legal & Professional Fees	1.12	0.09	0.39	1.21	0.50	2.11
e	Stock Exchange Charges and SEBI Fees	0.99	0.96	1.23	1.95	2.19	8.95
f	Other Expenses	1.24	1.57	0.54	2.81	1.16	4.79
	Total Expenses	4.77	4.13	3.96	8.90	10.71	27.42
3	Profit / (Loss) before exceptional and extraordinary items and tax (1-2)	73.73	(0.25)	75.09	73.48	72.77	64.10
4	Exceptional items	-	-	-	-	-	-
5	Profit / (Loss) before tax (3+4)	73.73	(0.25)	75.09	73.48	72.77	64.10
6	Tax expense						
a	Current	-	-	(0.02)	-	(0.02)	-
b	Prior Years Tax Adjustment	-	-	-	-	-	(3.23)
c	Deferred	-	-	-	-	-	2.93
	Total Tax Expenses	-	-	(0.02)	-	(0.02)	(0.31)
7	Net Profit / (Loss) after tax (5-6)	73.73	(0.25)	75.07	73.48	72.75	63.80
8	Extraordinary Item	-	-	-	-	-	-
9	Net Profit / (Loss) for the period (11+12) after tax	73.73	(0.25)	75.07	73.48	72.75	63.80
10	Other Comprehensive Income						
	Items that will not be classified to profit or loss	-	-	-	-	-	-
	Items that will be classified to profit or loss	-	-	-	-	-	-
	Total Comprehensive Income	73.73	(0.25)	75.07	73.48	72.75	63.80
11	Paid-up Equity Share Capital (Face Value Rs. 10.00)	580.32	580.32	580.32	580.32	580.32	580.32
12	Earnings Per Share (EPS), Not annualised						
a	Basic	1.27	(0.00)	1.29	1.27	1.25	1.10
b	Diluted	1.27	(0.00)	1.29	1.27	1.25	1.10



Statement of Assets and Liabilities - Standalone		Unaudited	Audited
		As at	As at
		30-Sep-25	31-Mar-25
A	ASSETS		
1	Non-Current Assets		
	a) Intangible assets	0.87	0.87
	b) Financial Assets		
	i) Investments	1,688.45	1,688.45
	Total Non-Current Assets	1,689.32	1,689.32
2	Current Assets		
	a) Financial Assets		
	i) Cash and cash equivalents	2.82	7.54
	ii) Bank balances other than (iii) above	3.56	3.45
	iii) Loans	146.15	151.15
	b) Current tax Assets (Net)	17.39	9.15
	c) Other Current Assets	2.29	-
	Total Current Assets	172.20	171.29
	Total Assets	1,861.53	1,860.61
B	EQUITY AND LIABILITIES		
	EQUITY		
	a) Equity Share Capital	580.32	580.32
	b) Other Equity	1,277.10	1,276.16
	Total Equity	1,857.42	1,856.48
	LIABILITIES		
1	Non-current Liabilities		
	a) Financial Liabilities	-	-
	i) Others Financial Liabilities - Deferred Tax Liability	-	-
	Total Non-current Liabilities	-	-
2	Current Liabilities		
	a) Financial Liabilities	-	-
	i) Trade payables	0.55	0.62
	ii) Others Financial Liabilities	3.56	3.45
	b) Other current liabilities	0.00	0.06
	c) Current Tax Liabilities (Net)	-	-
	Total current Liabilities	4.10	4.13
	Total Liabilities	4.10	4.13
	Total Equity and Liabilities	1,861.53	1,860.61



Cash Flow Statement for the quarter ended 31st March,2025 (Standalone)			
	Year ended	Year ended	
	30-Sep-25	31-Mar-25	
	Unaudited	Audited	
A. Cash Flow From Operating Activities			
Net Profit before Tax as per Profit and Loss Statement	73.48	64.10	
Adjusted for:			
Depreciation & Amortisation	-	-	
Dividend and Interest Income	(82.38)	(91.53)	
Gain on Sale of Fixed Assets	-	-	
Operating Profit before Working Capital Changes	(8.90)	(27.42)	
Adjusted for:			
(Increase)/Decrease in Trade and Other Receivables	(2.39)	(0.10)	
(Increase)/Decrease in Trade and Other Payables	(0.02)	(4.13)	
Net Cash generated from Working Capital changes	(2.42)	(4.23)	
Cash generated from Operating Activities	(11.32)	(31.65)	
Direct Taxes Refunds/(Net of Payments)	(8.24)	(12.38)	
Net Cash Flow from Operating Activities - (A)	(19.56)	(44.04)	
B. Cash Flow from Investing Activities			
Dividend and Interest Income	82.38	91.53	
Sale of Fixed Assets	-	-	
Short term Loan (Given)/Repaid	5.00	28.00	
Net Cash Flow from Investing Activities - (B)	87.38	119.53	
C. Cash Flow from Financing Activities			
Dividend Paid	(72.54)	(72.54)	
Net Cash Flow from Financing Activities - (C)	(72.54)	(72.54)	
	-	-	
Net Increase in Cash and Cash Equivalents (A+B+C)	(4.71)	2.95	
Opening Balance of Cash and Cash Equivalents	7.54	4.58	
Closing Balance of Cash and Cash Equivalents	2.82	7.54	
INVESTORS COMPLAINTS			
(in Numbers)	Year Ended		
	30-Sep-25		
Pending at the beginning of the year	0		
Received during the year	1		
Disposed off during the year	0		
Pending at the end of the year	1		
Notes:			
(i)	The above results were reviewed by the Audit Committee and thereafter approved and taken on record by the Board of Directors at their meeting held on 14th Nov, 2025. The Statutory Auditors of the Company have expressed an unmodified audit opinion on these financial results.		
(ii)	Previous year's figures have been regrouped and recast wherever necessary.		
(iii)	All activities of the company and its subsidiary are relating to Capital Markets, hence segmental reporting is not applicable.		
(iv)	Quarterly results are not indicative of full year's performance.		
For ELIXIR CAPITAL LIMITED			
			
Dipan Mehta			
Chairman			
DIN: 00115154			
Place - Mumbai			
Date - 14th Nov, 2025			



CHARTERED ACCOUNTANTS

304/305, A-Wing, Winsway Complex, Old Police Lane, Opp. Andheri Rly. Stn.,
Andheri (East), Mumbai - 400 069. • Tel.: 91 - 22 - 2684 8347 / 2682 2238
Telefax : 2682 2238 • Website : www.imta.co.in • E-mail : contact@imta.co.in

Independent Auditor’s Review Report on Consolidated Unaudited Quarterly Financial Results and Year to Date Results of the Company Pursuant to the Regulation 33 of the SEBI (Listing Obligations and Disclosure Requirements) Regulations, 2015 (as amended).

The Board of Directors

ELIXIR CAPITAL LIMITED

1. We have reviewed the accompanying Statement of unaudited consolidated financial results of **ELIXIR CAPITAL LIMITED** (“the Parent”) and its subsidiaries (collectively referred to as “the Group”), and its share of the **net profit** after tax of its subsidiaries for the quarter ended September 30, 2025 and consolidated year-to-date results for the period from April 1, 2025 to September 30, 2025 (“the Statement”), being submitted by the Parent pursuant to the requirement of Regulation 33 of the SEBI (Listing Obligations and Disclosure Requirements) Regulations, 2015, as amended (“Listing Regulations”).
2. This Statement, which is the responsibility of the Parent’s Management and approved by the Parent’s Board of Directors, has been prepared in accordance with the recognition and measurement principles laid down in Indian Accounting Standard 34 “*Interim Financial Reporting*” (“Ind AS 34”), prescribed under Section 133 of the Companies Act, 2013, and other accounting principles generally accepted in India and in compliance with Regulation 33 of the Listing Regulations. Our responsibility is to express a conclusion on the Statement based on our review.
3. We conducted our review of the Statement in accordance with the Standard on Review Engagements (SRE) 2410 “Review of Interim Financial Information Performed by the Independent Auditor of the Entity”, issued by the Institute of Chartered Accountants of India. This standard requires that we plan and perform the review to obtain moderate assurance as to whether the Statement is free of material misstatement. A review of interim financial information consists of making inquiries, primarily of persons responsible for financial and accounting matters, and applying analytical and other review procedures. A review is substantially less in scope than an audit conducted in accordance with Standards on Auditing and consequently does not enable us to obtain assurance that we would become aware of all significant matters that might be identified in an audit. Accordingly, we do not express an audit opinion.

We also performed procedures in accordance with the circular issued by the SEBI under Regulation 33 (8) of the SEBI (Listing Obligations and Disclosure Requirements) Regulations, 2015, as amended, to the extent applicable.



4. The Statement includes the results of the following entities:
- Elixir Equities Private Limited .(Direct subsidiary company)
 - Dipan Mehta Commodities Private Limited. (Step-down-subsiary)
 - Elixir Wealth Management Private Limited. (Step-down-subsiary)
5. Based on our review conducted and procedures performed as stated in paragraph 3 above and based on the consideration of the review reports of other auditors referred to in paragraph 6 below, nothing has come to our attention that causes us to believe that the accompanying Statement, prepared in accordance with the recognition and measurement principles laid down in the aforesaid Indian Accounting Standard and other accounting principles generally accepted in India, has not disclosed the information required to be disclosed in terms of Regulation 33 of the Listing Regulations including the manner in which it is to be disclosed, or that it contains any material misstatement.
6. We did not review the interim financial results of its subsidiary (which included the financial information of two step-down subsidiaries) included in the Statement, whose interim financial results reflect total revenues of **INR 967.73 lakhs** and **INR 2102.77 lakhs**, total net profit after tax of **INR 232.08 lakhs** and **INR 600.79 lakhs** and total comprehensive income of **INR 232.08 lakhs** and **INR 600.79 lakhs** for the quarter ended September 30, 2025 and for the half year ended September 30, 2025 respectively, as considered in the unaudited consolidated financial results. These interim financial results have been reviewed by other auditors whose report has been furnished to us by the Management and our conclusion on the Statement in so far as it relates to the amounts and disclosures included in respect of the subsidiary, is based solely on the report of the other auditor and the procedures performed by us as stated in paragraph 3 above.

Our conclusion on the Statement is not modified in respect of the above matters.

For JMT & Associates
Chartered Accountants
FRN No. 104167W



SANJAY PICHHOLIA
Partner

Membership No. 122651
UDIN No: 25122651BMKXUA5214

Place:- Mumbai



Date :- November 14, 2025

(All Rs. In lakhs except EPS)		Consolidated					
		3 months ended	3 months ended	3 months ended	Half year ended	Half year ended	Year ended
PARTICULARS		30-Sep-25	30-Jun-25	30-Sep-24	30-Sep-25	30-Sep-24	31-Mar-25
		Unaudited	Unaudited	Unaudited	Unaudited	Unaudited	Audited
1	Income						
a	Income from Operations	1,085.71	1,080.72	1,825.09	2,166.43	3,289.50	3,480.77
b	Other Operating Income	23.11	11.13	31.31	34.24	39.71	55.95
c	Other Income	9.15	117.39	15.74	126.53	42.26	82.89
	Total Income	1,117.97	1,209.24	1,872.13	2,327.21	3,371.46	3,619.61
2	Expenses						
a	Employee Benefits Expenses	488.45	538.58	220.75	1,027.03	456.98	1,198.02
b	Depreciation & Amortisation	11.47	10.55	8.92	22.02	15.94	49.71
c	Communication & Exchange Connectivity Expenses	18.47	15.43	18.70	33.89	37.34	76.56
d	Legal & Professional Fees	83.35	48.20	4.67	131.55	9.67	41.18
e	Travelling Expenses	2.68	0.31	1.94	2.99	2.57	8.80
f	Stock Exchange Charges and SEBI Fees	2.59	2.71	2.18	5.30	6.93	19.22
g	Repairs & Maintenance	5.39	9.24	2.47	14.63	4.76	16.04
h	Other Expenses	61.21	53.18	48.85	114.40	85.22	172.82
i	Finance Costs	58.81	62.00	56.40	120.81	99.75	203.39
	Total Expenses	732.42	740.21	364.88	1,472.63	719.16	1,785.74
3	Profit / (Loss) before exceptional and extraordinary items and tax (1-2)	385.55	469.02	1,507.25	854.57	2,652.30	1,833.87
4	Exceptional items (see Note (vi) below)	-	-	-	-	-	(31.65)
5	Profit / (Loss) before tax (3+4)	385.55	469.02	1,507.25	854.57	2,652.30	1,802.21
6	Tax expense						
a	Current	(154.42)	(100.56)	(377.52)	(254.98)	(663.48)	(523.74)
b	Prior Years Tax Adjustment	-	-	-	-	-	(17.20)
c	Deferred	-	-	0.00	-	-	2.93
	Total Tax Expenses	(154.42)	(100.56)	(377.51)	(254.98)	(663.48)	(538.02)
7	Net Profit / (Loss) after tax (5-6)	231.13	368.46	1,129.74	599.60	1,988.82	1,264.19
8	Extraordinary Item	-	-	-	-	-	-
9	Net Profit / (Loss) for the period (11+12) before adjustment for Minority Interest	231.13	368.46	1,129.74	599.60	1,988.82	1,264.19
10	Add / (Less) : Share of (Profit)/Loss Transferred to Minority Interest	(60.34)	(95.86)	(293.62)	(156.21)	(517.59)	(331.52)
11	Net Profit / (Loss) after taxes, minority interest for the period (13+14)	170.79	272.60	836.11	443.39	1,471.23	932.67
12	Other Comprehensive Income						
	Items that will not be classified to profit or loss	-	-	-	-	-	-
	Items that will be classified to profit or loss	-	-	-	-	-	-
	Total Comprehensive Income	170.79	272.60	836.11	443.39	1,471.23	932.67
13	Paid-up Equity Share Capital (Face Value Rs. 10.00)	580.32	580.32	580.32	580.32	580.32	580.32
14	Earnings Per Share (EPS), Not annualised						
a	Basic	2.94	4.70	14.41	7.64	25.35	16.07
b	Diluted	2.94	4.70	14.41	7.64	25.35	16.07



Statement of Assets and Liabilities - Consolidated		Unaudited	Audited
		As at	As at
		30-Sep-25	31-Mar-25
ASSETS			
Non-Current Assets			
a) Property, Plant and Equipment		174.01	182.37
d) Goodwill on Consolidation		141.79	141.79
e) Other Intangible assets		35.45	39.81
h) Financial Assets			
i) Investments		1,810.14	1,796.38
iv) Others Financial Assets		1,001.74	1,007.26
Total Non-Current Assets		3,163.13	3,167.61
Current Assets			
a) Inventories		7,065.40	5,899.82
b) Financial Assets			
i) Trade receivables		1,227.37	7.90
ii) Cash and cash equivalents		389.25	1,087.57
iii) Bank balances other than (iii) above		3.56	3.45
iv) Loans		64.89	54.55
v) Others		850.53	1,275.00
c) Current tax Assets (Net)		-	26.27
d) Other current assets		39.56	36.32
Total Current Assets		9,640.56	8,390.88
Total Assets		12,803.69	11,558.49
Statement of Assets and Liabilities - Consolidated		Unaudited	Audited
		As at	As at
		30-Sep-25	31-Mar-25
EQUITY AND LIABILITIES			
EQUITY			
a) Equity Share Capital		580.32	580.32
b) Other Equity		5,441.60	5,096.99
Total Equity		6,021.92	5,677.31
Minority Interest		2,465.91	2,309.70
LIABILITIES			
Non-current Liabilities			
a) Financial Liabilities		-	-
b) Non current Provisions		34.37	31.65
Total Non-current Liabilities		34.37	31.65
Current Liabilities			
a) Financial Liabilities			
i) Borrowings		3,821.57	3,132.29
ii) Trade payables		63.93	50.27
iii) Others Financial Liabilities		177.13	349.46
b) Other current liabilities		5.69	5.09
c) Current Provisions		-	2.71
d) Current Tax Liabilities (Net)		213.18	-
Total current Liabilities		4,281.50	3,539.82
Total Liabilities		4,315.87	3,571.48
Total Equity and Liabilities		12,803.70	11,558.49



Consolidated Cash Flow Statement for the year ended 30th September ,2025			
	Year ended	Year ended	
	30-Sep-25	31-Mar-25	
	Unaudited	Audited	
A. Cash Flow From Operating Activities			
Net Profit / (Loss) before Tax and Exceptional Item as per Profit and Loss Statement	854.57	1,802.21	
Adjusted for:			
Depreciation & Amortisation	22.02	49.71	
Interest & Finance Charges paid	120.81	203.39	
Dividend and Interest Income	(63.49)	(107.12)	
(Profit) / Loss on Sale of Fixed Assets	-	-	
(Profit) / Loss on Sale of Investments	(85.62)	(11.18)	
Operating Profit / (Loss) before Working Capital Changes	848.29	1,937.01	
Adjusted for:			
Trade and Other Receivables	(776.91)	(722.94)	
Stock in Trade	(1,165.57)	(458.17)	
Trade and Other Payables	(158.07)	58.86	
Net Cash generated from Working Capital changes	(2,100.55)	(1,122.25)	
Cash Flow from Operating Activities	(1,252.25)	814.75	
Direct Taxes paid	(41.79)	(614.42)	
Net Cash Flow from Operating Activities - (A)	(1,294.05)	200.33	
B. Cash Flow from Investing Activities			
Dividend and Interest Income	63.49	107.12	
(Purchase) / Sales of Fixed Assets (Net)	(9.31)	(87.31)	
(Purchase) / Sale of Investments (Net)	71.85	(561.37)	
Net Cash Flow from Investing Activities - (B)	126.04	(541.56)	
C. Cash Flow from Financing Activities			
Short Term Borrowings received (repaid)	689.27	772.32	
Interest & Finance Charges paid	(120.81)	(203.39)	
Dividend Paid	(98.78)	(98.78)	
Net Cash Flow from Financing Activities - (C)	469.69	470.15	
Net Increase in Cash and Cash Equivalents (A+B+C)	(698.32)	128.92	
Opening Balance of Cash and Cash Equivalents	1,087.57	958.65	
Closing Balance of Cash and Cash Equivalents	389.25	1,087.57	
Notes:			
(i)	The above results were reviewed by the Audit Committee and thereafter approved and taken on record by the Board of Directors at their meeting held on 14th Nov, 2025. The Statutory Auditors of the Company have expressed an unmodified audit opinion on these financial results.		
(ii)	All activities of the company and its subsidiary are relating to Capital Markets, hence segmental reporting is not applicable.		
(iii)	Previous year's figures have been regrouped and recast wherever necessary.		
(iv)	Quarterly results are not indicative of full year's performance.		
(v)	The Exceptional Item for the previous year pertains to the Gratuity Provision made for Prior years, and the exceptional item for the previous year pertains to the profit on the sale of office premises		
For ELIXIR CAPITAL LIMITED			
			
			
Dipan Menta Chairman DIN: 00115154			
Place - Mumbai			
Date - 14th Nov, 2025			